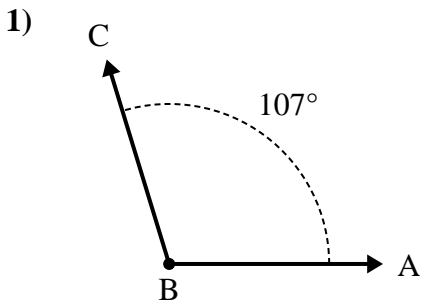


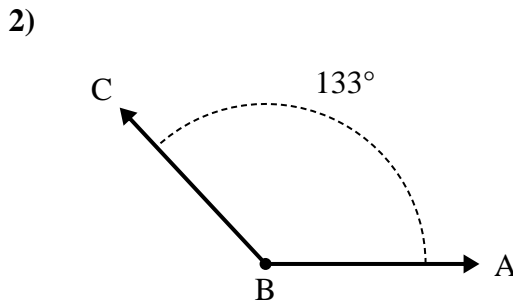


Solve each problem.

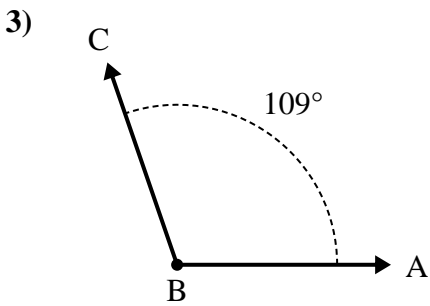
**Answers**



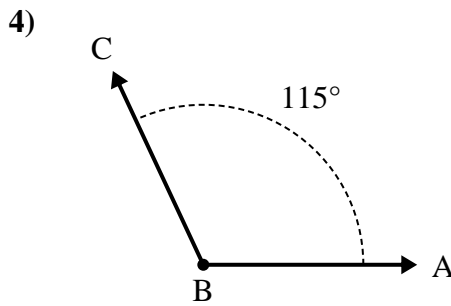
- A. Draw and label ray BD so that it cuts angle ABC into two smaller angles, with angle DBC measuring 36 degrees.  
 B. What is the measure of angle ABD?



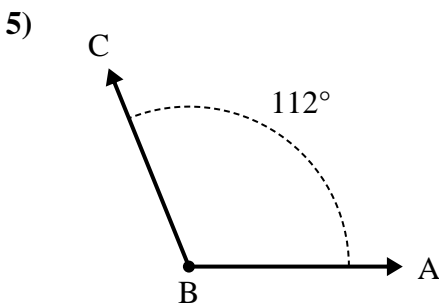
- A. Draw and label ray BD so that it cuts angle ABC into two smaller angles, with angle DBC measuring 48 degrees.  
 B. What is the measure of angle ABD?



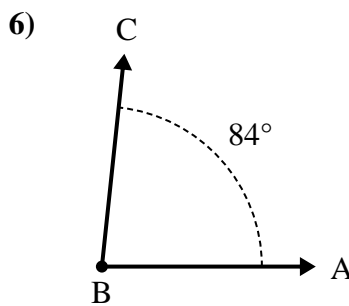
- A. Draw and label ray BD so that it cuts angle ABC into two smaller angles, with angle ABD measuring 44 degrees.  
 B. What is the measure of angle DBC?



- A. Draw and label ray BD so that it cuts angle ABC into two smaller angles, with angle ABD measuring 65 degrees.  
 B. What is the measure of angle DBC?



- A. Draw and label ray BD so that it cuts angle ABC into two smaller angles, with angle DBC measuring 73 degrees.  
 B. What is the measure of angle ABD?

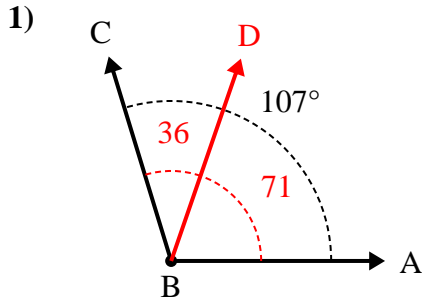


- A. Draw and label ray BD so that it cuts angle ABC into two smaller angles, with angle ABD measuring 30 degrees.  
 B. What is the measure of angle DBC?

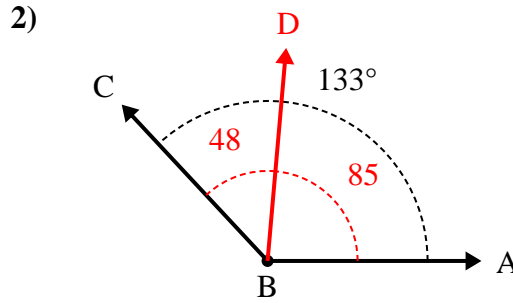
1. \_\_\_\_\_  
 2. \_\_\_\_\_  
 3. \_\_\_\_\_  
 4. \_\_\_\_\_  
 5. \_\_\_\_\_  
 6. \_\_\_\_\_



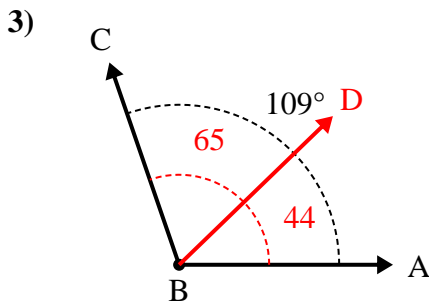
Solve each problem.



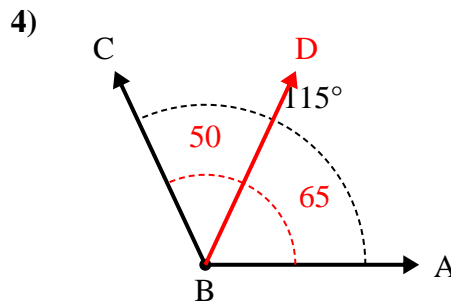
A. Draw and label ray BD so that it cuts angle ABC into two smaller angles, with angle DBC measuring 36 degrees.  
 B. What is the measure of angle ABD?



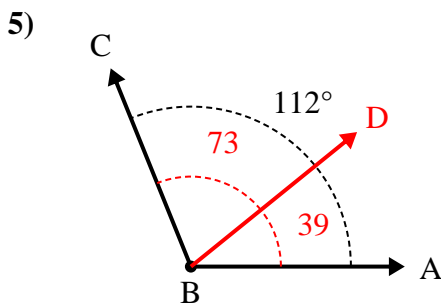
A. Draw and label ray BD so that it cuts angle ABC into two smaller angles, with angle DBC measuring 48 degrees.  
 B. What is the measure of angle ABD?



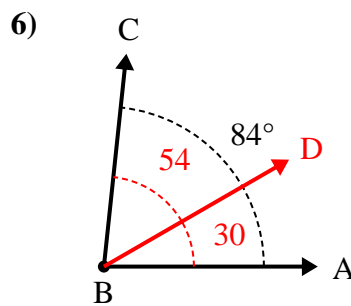
A. Draw and label ray BD so that it cuts angle ABC into two smaller angles, with angle ABD measuring 44 degrees.  
 B. What is the measure of angle DBC?



A. Draw and label ray BD so that it cuts angle ABC into two smaller angles, with angle ABD measuring 65 degrees.  
 B. What is the measure of angle DBC?



A. Draw and label ray BD so that it cuts angle ABC into two smaller angles, with angle DBC measuring 73 degrees.  
 B. What is the measure of angle ABD?



A. Draw and label ray BD so that it cuts angle ABC into two smaller angles, with angle ABD measuring 30 degrees.  
 B. What is the measure of angle DBC?

Answers

1. 71°
2. 85°
3. 65°
4. 50°
5. 39°
6. 54°