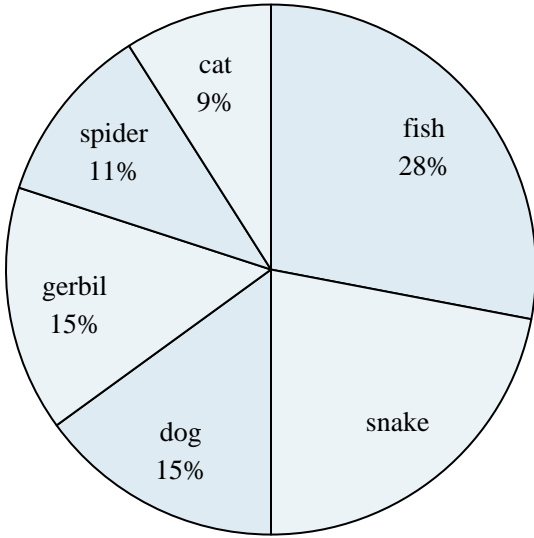




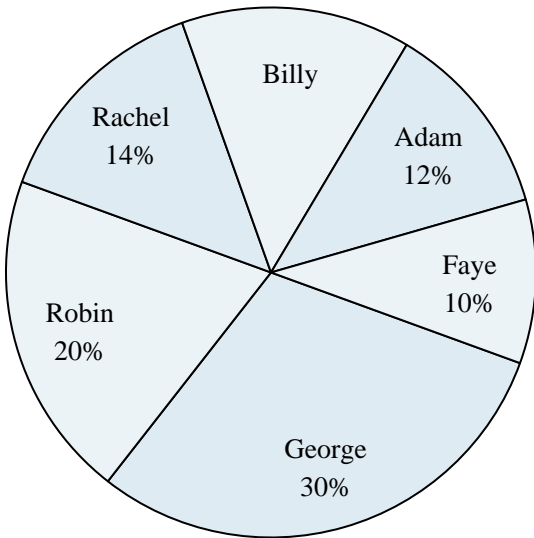
Use the graph to solve.

Favorite Pet



- 1) Which two pets did about half the people say was their favorite?
- 2) What percent of people preferred either the gerbil or the cat?
- 3) Which pet did the greatest number of people like?
- 4) Which pet did the least amount of people say was their favorite?
- 5) What percent of people said the dog was their favorite pet?

Class Election Results



- 6) What percent of people voted for Adam?
- 7) Who won the election?
- 8) Which two candidates had about half the votes?
- 9) What percent of people voted for either Rachel or Faye?
- 10) Who got the least number of votes?

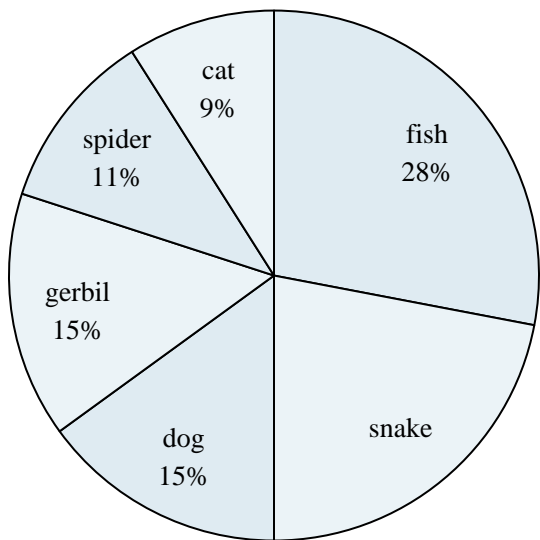
Answers

1. _____
2. _____
3. _____
4. _____
5. _____
6. _____
7. _____
8. _____
9. _____
10. _____



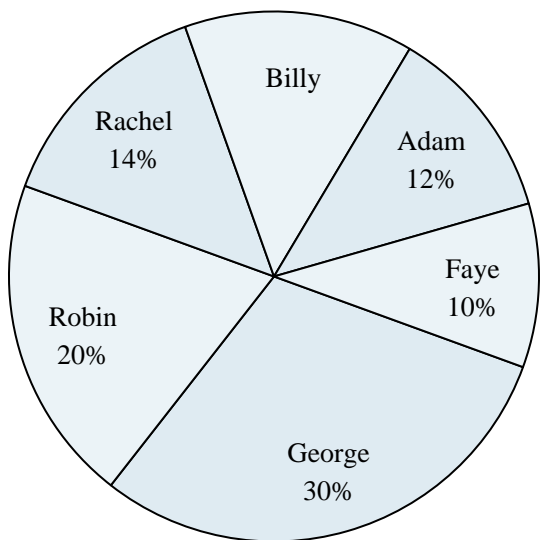
Use the graph to solve.

Favorite Pet



- 1) Which two pets did about half the people say was their favorite?
- 2) What percent of people preferred either the gerbil or the cat?
- 3) Which pet did the greatest number of people like?
- 4) Which pet did the least amount of people say was their favorite?
- 5) What percent of people said the dog was their favorite pet?

Class Election Results



- 6) What percent of people voted for Adam?
- 7) Who won the election?
- 8) Which two candidates had about half the votes?
- 9) What percent of people voted for either Rachel or Faye?
- 10) Who got the least number of votes?

Answers

1. fish & snake

2. 24%

3. fish

4. cat

5. 15%

6. 12%

7. George

8. George & Robin

9. 24%

10. Faye