



Measure each of the bars (in centimeters) and then generate a line plot based on the information.

Answers



1. _____



2. _____



3. _____



4. _____



5. _____



6. _____



7. _____




8. _____



9. _____



10. _____



11. _____




12. _____



13. _____



14. _____



15. _____

Line Plot



Measure each of the bars (in centimeters) and then generate a line plot based on the information.

Answers

1)  6

1. 6

2)  6

2. 6

3)  9

3. 9

4)  6

4. 6

5)  6

5. 6

6)  6

6. 6

7)  6

7. 6

8)  9

8. 9

9)  9

9. 9

10)  9

10. 9

11)  6

11. 6

12)  6


12. 6

13)  2

13. 2

14)  9

14. 9

15)  3

15. 3

