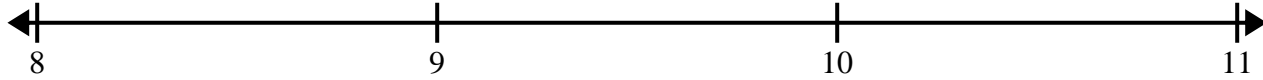





Create and label the line plot using the set of numbers provided.


- 1) $9\frac{1}{2}$ 9 8 10 9 $10\frac{1}{2}$ $9\frac{1}{2}$ 8
 $10\frac{1}{2}$ $9\frac{1}{2}$ 10 8 10 $8\frac{1}{2}$ $8\frac{1}{2}$ $8\frac{1}{2}$




- 2) $6\frac{1}{2}$ $8\frac{1}{2}$ 7 6 $8\frac{1}{2}$ 8 $6\frac{1}{2}$ $8\frac{1}{2}$
 7 $7\frac{1}{2}$ 6 $6\frac{1}{2}$ 8 8 6 7




- 3) $5\frac{2}{4}$ $7\frac{3}{4}$ $6\frac{3}{4}$ $5\frac{3}{4}$ $7\frac{3}{4}$ 6 $6\frac{1}{4}$ 5
 $6\frac{1}{4}$ $6\frac{1}{4}$ $5\frac{3}{4}$ $7\frac{3}{4}$ $6\frac{2}{4}$ 6 $5\frac{1}{4}$ $5\frac{1}{4}$



- 4) $5\frac{3}{4}$ 5 $5\frac{2}{4}$ $7\frac{2}{4}$ $7\frac{3}{4}$ $5\frac{3}{4}$ $6\frac{1}{4}$ $7\frac{2}{4}$
 5 $5\frac{1}{4}$ $6\frac{2}{4}$ $6\frac{3}{4}$ $6\frac{2}{4}$ $5\frac{2}{4}$ $5\frac{3}{4}$ 6



- 5) 3 $5\frac{6}{8}$ $4\frac{5}{8}$ $3\frac{7}{8}$ $4\frac{2}{8}$ $3\frac{7}{8}$ $5\frac{5}{8}$ $4\frac{3}{8}$
 $4\frac{3}{8}$ $3\frac{4}{8}$ $3\frac{7}{8}$ $3\frac{6}{8}$ $4\frac{1}{8}$ $4\frac{7}{8}$ $5\frac{2}{8}$ $4\frac{4}{8}$





Create and label the line plot using the set of numbers provided.

