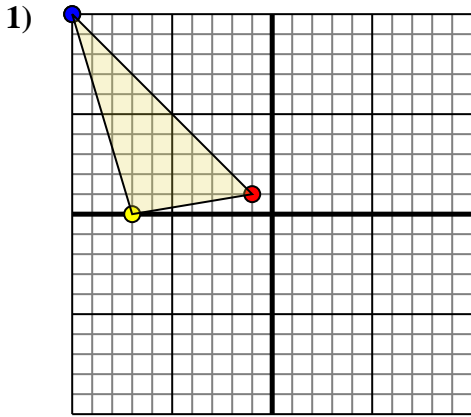




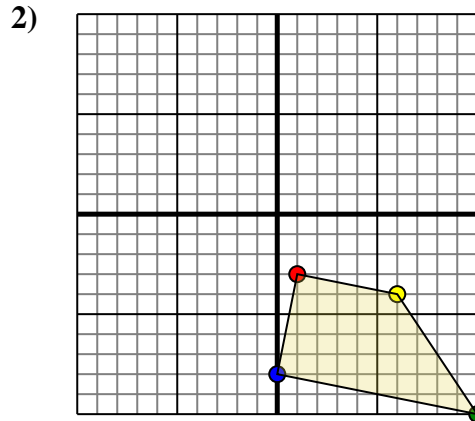
Rotate each shape as described.



The shape above has the following coordinates:

- A. (-1,1)
- B. (-7,0)
- C. (-10,10)

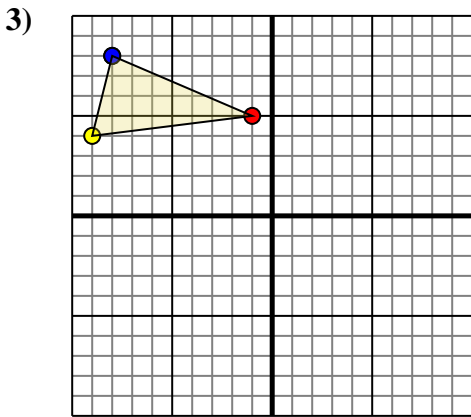
Rotate the shape 90° clockwise.



The shape above has the following coordinates:

- A. (1,-3)
- B. (6,-4)
- C. (10,-10)
- D. (0,-8)

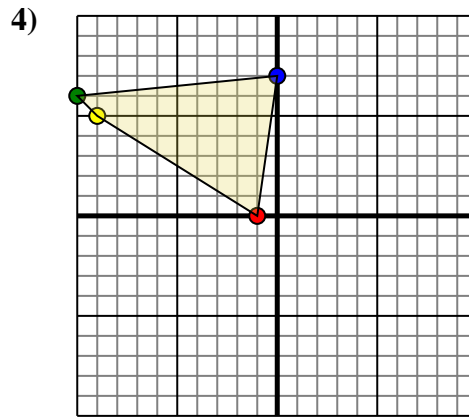
Rotate the shape 180° clockwise.



The shape above has the following coordinates:

- A. (-1,5)
- B. (-9,4)
- C. (-8,8)

Rotate the shape 180° clockwise.



The shape above has the following coordinates:

- A. (-1,0)
- B. (-9,5)
- C. (-10,6)
- D. (0,7)

Rotate the shape 90° clockwise.

**Answers**

1. \_\_\_\_\_ [Graph](#)

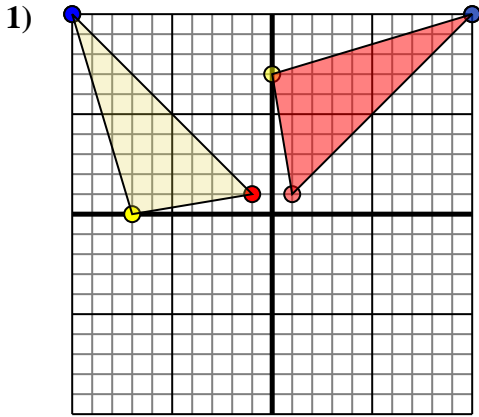
2. \_\_\_\_\_ [Graph](#)

3. \_\_\_\_\_ [Graph](#)

4. \_\_\_\_\_ [Graph](#)



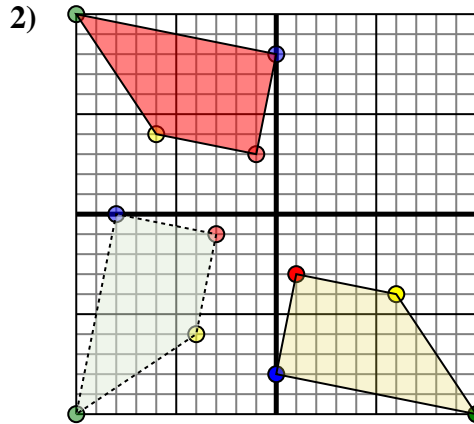
Rotate each shape as described.



The shape above has the following coordinates:

- A. (-1,1)
- B. (-7,0)
- C. (-10,10)

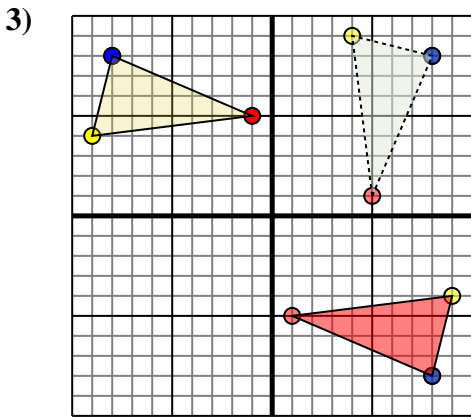
Rotate the shape 90° clockwise.



The shape above has the following coordinates:

- A. (1,-3)
- B. (6,-4)
- C. (10,-10)
- D. (0,-8)

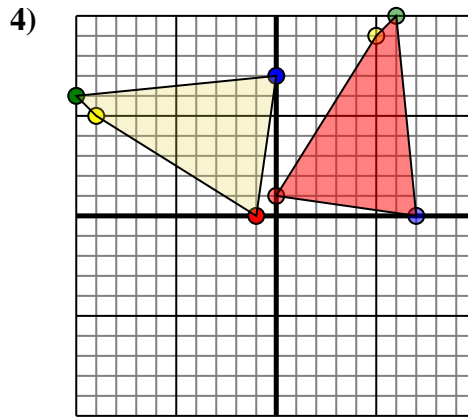
Rotate the shape 180° clockwise.



The shape above has the following coordinates:

- A. (-1,5)
- B. (-9,4)
- C. (-8,8)

Rotate the shape 180° clockwise.



The shape above has the following coordinates:

- A. (-1,0)
- B. (-9,5)
- C. (-10,6)
- D. (0,7)

Rotate the shape 90° clockwise.

Answers

- 1. **1,1** **-0,7** **10,10** [Graph](#)
- 2. **-1,3** **-6,4** **-10,10** **-0,8** [Graph](#)
- 3. **1,-5** **9,-4** **8,-8** [Graph](#)
- 4. **-0,1** **5,9** **6,10** **7,0** [Graph](#)