



Use the visual model to solve each problem.

$$\frac{2}{4} \times 3 =$$

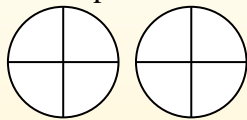
To solve multiplication problems with fractions one strategy is to think of them as addition problems.

For example the problem above is the same as:

$$\frac{2}{4} + \frac{2}{4} + \frac{2}{4}$$

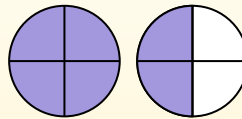
$$\frac{2}{4} \times 3 =$$

If we shade in  $\frac{2}{4}$  on the fractions below 3 times we can see a visual representation of the problem.



$$\frac{2}{4} \times 3 = 1 \frac{2}{4}$$

After shading it in we can see why  $\frac{2}{4}$  three times is equal to 1 whole and  $\frac{2}{4}$ .



**Answers**

1. \_\_\_\_\_
2. \_\_\_\_\_
3. \_\_\_\_\_
4. \_\_\_\_\_
5. \_\_\_\_\_
6. \_\_\_\_\_
7. \_\_\_\_\_
8. \_\_\_\_\_
9. \_\_\_\_\_
10. \_\_\_\_\_
11. \_\_\_\_\_
12. \_\_\_\_\_

- 1)  $\frac{4}{5} \times 4 =$
- 2)  $\frac{1}{10} \times 3 =$
- 3)  $\frac{3}{4} \times 5 =$
- 4)  $\frac{1}{3} \times 2 =$
- 5)  $\frac{2}{5} \times 5 =$
- 6)  $\frac{4}{6} \times 3 =$
- 7)  $\frac{4}{12} \times 3 =$
- 8)  $\frac{3}{5} \times 2 =$
- 9)  $\frac{10}{12} \times 2 =$
- 10)  $\frac{4}{5} \times 6 =$
- 11)  $\frac{2}{5} \times 4 =$
- 12)  $\frac{3}{6} \times 7 =$



Use the visual model to solve each problem.

$$\frac{2}{4} \times 3 =$$

To solve multiplication problems with fractions one strategy is to think of them as addition problems.

For example the problem above is the same as:

$$\frac{2}{4} + \frac{2}{4} + \frac{2}{4}$$

$$\frac{2}{4} \times 3 =$$

If we shade in  $\frac{2}{4}$  on the fractions below 3 times we can see a visual representation of the problem.



$$\frac{2}{4} \times 3 = 1 \frac{2}{4}$$

After shading it in we can see why  $\frac{2}{4}$  three times is equal to 1 whole and  $\frac{2}{4}$ .



**Answers**

- 1)  $\frac{4}{5} \times 4 =$
- 2)  $\frac{1}{10} \times 3 =$
- 3)  $\frac{3}{4} \times 5 =$
- 4)  $\frac{1}{3} \times 2 =$
- 5)  $\frac{2}{5} \times 5 =$
- 6)  $\frac{4}{6} \times 3 =$
- 7)  $\frac{4}{12} \times 3 =$
- 8)  $\frac{3}{5} \times 2 =$
- 9)  $\frac{10}{12} \times 2 =$
- 10)  $\frac{4}{5} \times 6 =$
- 11)  $\frac{2}{5} \times 4 =$
- 12)  $\frac{3}{6} \times 7 =$

1.             $3\frac{1}{5}$
2.             $\frac{3}{10}$
3.             $3\frac{3}{4}$
4.             $\frac{2}{3}$
5.             $2\frac{0}{5}$
6.             $2\frac{0}{6}$
7.             $1\frac{0}{12}$
8.             $1\frac{1}{5}$
9.             $1\frac{8}{12}$
10.             $4\frac{4}{5}$
11.             $1\frac{3}{5}$
12.             $3\frac{3}{6}$



Use the visual model to solve each problem.

$$\frac{2}{4} \times 3 =$$

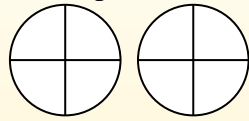
To solve multiplication problems with fractions one strategy is to think of them as addition problems.

For example the problem above is the same as:

$$\frac{2}{4} + \frac{2}{4} + \frac{2}{4}$$

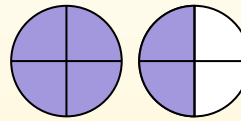
$$\frac{2}{4} \times 3 =$$

If we shade in  $\frac{2}{4}$  on the fractions below 3 times we can see a visual representation of the problem.



$$\frac{2}{4} \times 3 = 1 \frac{2}{4}$$

After shading it in we can see why  $\frac{2}{4}$  three times is equal to 1 whole and  $\frac{2}{4}$ .



## Answers

1. \_\_\_\_\_
2. \_\_\_\_\_
3. \_\_\_\_\_
4. \_\_\_\_\_
5. \_\_\_\_\_
6. \_\_\_\_\_
7. \_\_\_\_\_
8. \_\_\_\_\_
9. \_\_\_\_\_
10. \_\_\_\_\_
11. \_\_\_\_\_
12. \_\_\_\_\_

1)  $\frac{1}{4} \times 2 =$

2)  $\frac{1}{5} \times 5 =$

3)  $\frac{1}{8} \times 5 =$

4)  $\frac{5}{12} \times 4 =$

5)  $\frac{7}{12} \times 3 =$

6)  $\frac{1}{3} \times 3 =$

7)  $\frac{2}{3} \times 6 =$

8)  $\frac{2}{3} \times 4 =$

9)  $\frac{2}{12} \times 5 =$

10)  $\frac{3}{5} \times 7 =$

11)  $\frac{6}{8} \times 5 =$

12)  $\frac{6}{10} \times 3 =$



Use the visual model to solve each problem.

$$\frac{2}{4} \times 3 =$$

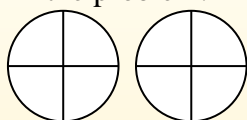
To solve multiplication problems with fractions one strategy is to think of them as addition problems.

For example the problem above is the same as:

$$\frac{2}{4} + \frac{2}{4} + \frac{2}{4}$$

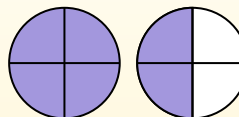
$$\frac{2}{4} \times 3 =$$

If we shade in  $\frac{2}{4}$  on the fractions below 3 times we can see a visual representation of the problem.

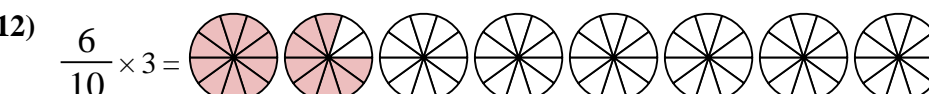
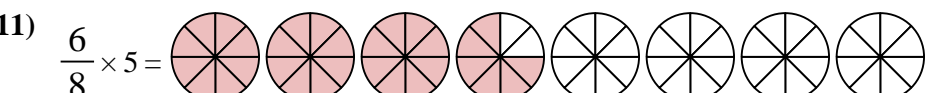
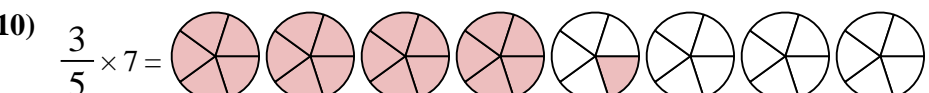
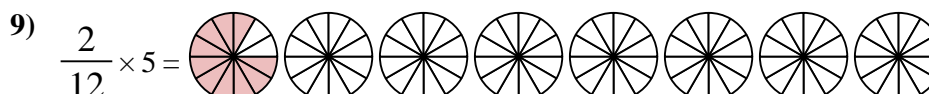
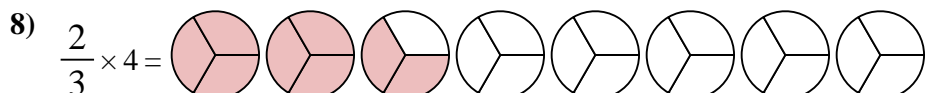
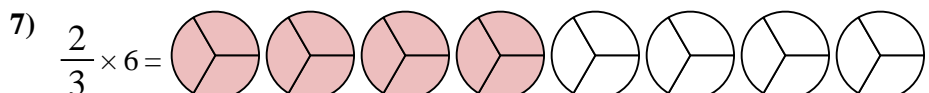
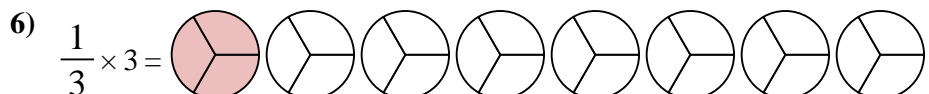
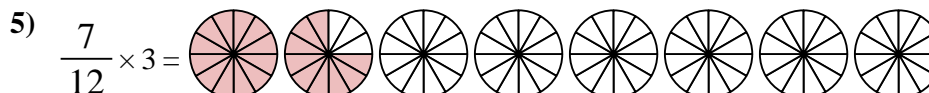
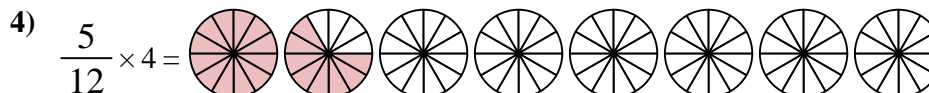
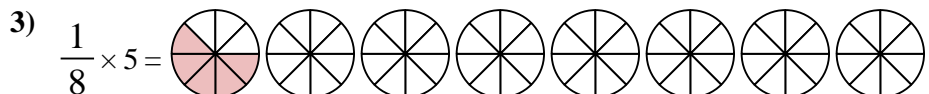

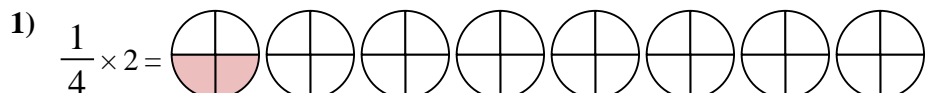


$$\frac{2}{4} \times 3 = 1 \frac{2}{4}$$

After shading it in we can see why  $\frac{2}{4}$  three times is equal to 1 whole and  $\frac{2}{4}$ .



**Answers**



1.            $\frac{2}{4}$
2.            $1 \frac{0}{5}$
3.            $\frac{5}{8}$
4.            $1 \frac{8}{12}$
5.            $1 \frac{9}{12}$
6.            $1 \frac{0}{3}$
7.            $4 \frac{0}{3}$
8.            $2 \frac{2}{3}$
9.            $\frac{10}{12}$
10.            $4 \frac{1}{5}$
11.            $3 \frac{6}{8}$
12.            $1 \frac{8}{10}$



Use the visual model to solve each problem.

$$\frac{2}{4} \times 3 =$$

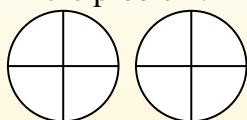
To solve multiplication problems with fractions one strategy is to think of them as addition problems.

For example the problem above is the same as:

$$\frac{2}{4} + \frac{2}{4} + \frac{2}{4}$$

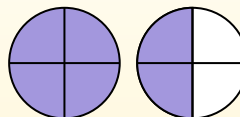
$$\frac{2}{4} \times 3 =$$

If we shade in  $\frac{2}{4}$  on the fractions below 3 times we can see a visual representation of the problem.



$$\frac{2}{4} \times 3 = 1 \frac{2}{4}$$

After shading it in we can see why  $\frac{2}{4}$  three times is equal to 1 whole and  $\frac{2}{4}$ .



**Answers**

1. \_\_\_\_\_
2. \_\_\_\_\_
3. \_\_\_\_\_
4. \_\_\_\_\_
5. \_\_\_\_\_
6. \_\_\_\_\_
7. \_\_\_\_\_
8. \_\_\_\_\_
9. \_\_\_\_\_
10. \_\_\_\_\_
11. \_\_\_\_\_
12. \_\_\_\_\_

1)  $\frac{3}{4} \times 4 =$

2)  $\frac{1}{5} \times 3 =$

3)  $\frac{2}{8} \times 6 =$

4)  $\frac{2}{3} \times 4 =$

5)  $\frac{1}{3} \times 6 =$

6)  $\frac{1}{5} \times 2 =$

7)  $\frac{1}{3} \times 4 =$

8)  $\frac{1}{3} \times 3 =$

9)  $\frac{4}{8} \times 6 =$

10)  $\frac{4}{10} \times 6 =$

11)  $\frac{2}{10} \times 6 =$

12)  $\frac{2}{4} \times 3 =$



Use the visual model to solve each problem.

$$\frac{2}{4} \times 3 =$$

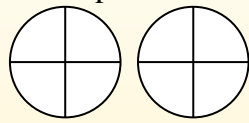
To solve multiplication problems with fractions one strategy is to think of them as addition problems.

For example the problem above is the same as:

$$\frac{2}{4} + \frac{2}{4} + \frac{2}{4}$$

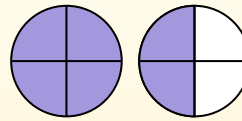
$$\frac{2}{4} \times 3 =$$

If we shade in  $\frac{2}{4}$  on the fractions below 3 times we can see a visual representation of the problem.



$$\frac{2}{4} \times 3 = 1 \frac{2}{4}$$

After shading it in we can see why  $\frac{2}{4}$  three times is equal to 1 whole and  $\frac{2}{4}$ .



**Answers**

- 1)  $\frac{3}{4} \times 4 =$
- 2)  $\frac{1}{5} \times 3 =$
- 3)  $\frac{2}{8} \times 6 =$
- 4)  $\frac{2}{3} \times 4 =$
- 5)  $\frac{1}{3} \times 6 =$
- 6)  $\frac{1}{5} \times 2 =$
- 7)  $\frac{1}{3} \times 4 =$
- 8)  $\frac{1}{3} \times 3 =$
- 9)  $\frac{4}{8} \times 6 =$
- 10)  $\frac{4}{10} \times 6 =$
- 11)  $\frac{2}{10} \times 6 =$
- 12)  $\frac{2}{4} \times 3 =$

1.            $3 \frac{0}{4}$
2.            $\frac{3}{5}$
3.            $1 \frac{4}{8}$
4.            $2 \frac{2}{3}$
5.            $2 \frac{0}{3}$
6.            $\frac{2}{5}$
7.            $1 \frac{1}{3}$
8.            $1 \frac{0}{3}$
9.            $3 \frac{0}{8}$
10.            $2 \frac{4}{10}$
11.            $1 \frac{2}{10}$
12.            $1 \frac{2}{4}$



Use the visual model to solve each problem.

$$\frac{2}{4} \times 3 =$$

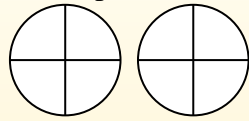
To solve multiplication problems with fractions one strategy is to think of them as addition problems.

For example the problem above is the same as:

$$\frac{2}{4} + \frac{2}{4} + \frac{2}{4}$$

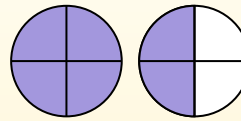
$$\frac{2}{4} \times 3 =$$

If we shade in  $\frac{2}{4}$  on the fractions below 3 times we can see a visual representation of the problem.



$$\frac{2}{4} \times 3 = 1 \frac{2}{4}$$

After shading it in we can see why  $\frac{2}{4}$  three times is equal to 1 whole and  $\frac{2}{4}$ .



**Answers**

1. \_\_\_\_\_
2. \_\_\_\_\_
3. \_\_\_\_\_
4. \_\_\_\_\_
5. \_\_\_\_\_
6. \_\_\_\_\_
7. \_\_\_\_\_
8. \_\_\_\_\_
9. \_\_\_\_\_
10. \_\_\_\_\_
11. \_\_\_\_\_
12. \_\_\_\_\_

1)  $\frac{9}{12} \times 7 =$

2)  $\frac{2}{5} \times 6 =$

3)  $\frac{5}{8} \times 4 =$

4)  $\frac{3}{12} \times 4 =$

5)  $\frac{2}{6} \times 4 =$

6)  $\frac{3}{8} \times 3 =$

7)  $\frac{3}{12} \times 3 =$

8)  $\frac{6}{12} \times 4 =$

9)  $\frac{5}{6} \times 6 =$

10)  $\frac{2}{10} \times 3 =$

11)  $\frac{7}{12} \times 6 =$

12)  $\frac{4}{5} \times 2 =$



Use the visual model to solve each problem.

$$\frac{2}{4} \times 3 =$$

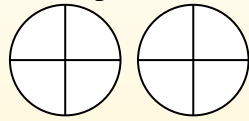
To solve multiplication problems with fractions one strategy is to think of them as addition problems.

For example the problem above is the same as:

$$\frac{2}{4} + \frac{2}{4} + \frac{2}{4}$$

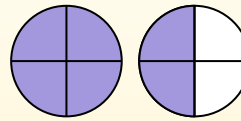
$$\frac{2}{4} \times 3 =$$

If we shade in  $\frac{2}{4}$  on the fractions below 3 times we can see a visual representation of the problem.



$$\frac{2}{4} \times 3 = 1 \frac{2}{4}$$

After shading it in we can see why  $\frac{2}{4}$  three times is equal to 1 whole and  $\frac{2}{4}$ .



**Answers**

- 1)  $\frac{9}{12} \times 7 =$
- 2)  $\frac{2}{5} \times 6 =$
- 3)  $\frac{5}{8} \times 4 =$
- 4)  $\frac{3}{12} \times 4 =$
- 5)  $\frac{2}{6} \times 4 =$
- 6)  $\frac{3}{8} \times 3 =$
- 7)  $\frac{3}{12} \times 3 =$
- 8)  $\frac{6}{12} \times 4 =$
- 9)  $\frac{5}{6} \times 6 =$
- 10)  $\frac{2}{10} \times 3 =$
- 11)  $\frac{7}{12} \times 6 =$
- 12)  $\frac{4}{5} \times 2 =$

1. 5<sup>3</sup>/<sub>12</sub>
2. 2<sup>2</sup>/<sub>5</sub>
3. 2<sup>4</sup>/<sub>8</sub>
4. 1<sup>0</sup>/<sub>12</sub>
5. 1<sup>2</sup>/<sub>6</sub>
6. 1<sup>1</sup>/<sub>8</sub>
7. 9/<sub>12</sub>
8. 2<sup>0</sup>/<sub>12</sub>
9. 5<sup>0</sup>/<sub>6</sub>
10. 6/<sub>10</sub>
11. 3<sup>6</sup>/<sub>12</sub>
12. 1<sup>3</sup>/<sub>5</sub>





Use the visual model to solve each problem.

$$\frac{2}{4} \times 3 =$$

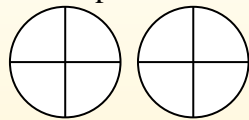
To solve multiplication problems with fractions one strategy is to think of them as addition problems.

For example the problem above is the same as:

$$\frac{2}{4} + \frac{2}{4} + \frac{2}{4}$$

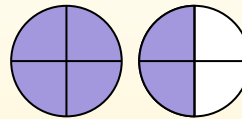
$$\frac{2}{4} \times 3 =$$

If we shade in  $\frac{2}{4}$  on the fractions below 3 times we can see a visual representation of the problem.



$$\frac{2}{4} \times 3 = 1 \frac{2}{4}$$

After shading it in we can see why  $\frac{2}{4}$  three times is equal to 1 whole and  $\frac{2}{4}$ .



**Answers**

1. \_\_\_\_\_
2. \_\_\_\_\_
3. \_\_\_\_\_
4. \_\_\_\_\_
5. \_\_\_\_\_
6. \_\_\_\_\_
7. \_\_\_\_\_
8. \_\_\_\_\_
9. \_\_\_\_\_
10. \_\_\_\_\_
11. \_\_\_\_\_
12. \_\_\_\_\_

- 1)  $\frac{3}{12} \times 4 =$
- 2)  $\frac{2}{3} \times 3 =$
- 3)  $\frac{1}{6} \times 5 =$
- 4)  $\frac{7}{8} \times 3 =$
- 5)  $\frac{1}{5} \times 2 =$
- 6)  $\frac{2}{6} \times 3 =$
- 7)  $\frac{3}{5} \times 3 =$
- 8)  $\frac{6}{10} \times 7 =$
- 9)  $\frac{5}{8} \times 6 =$
- 10)  $\frac{1}{12} \times 5 =$
- 11)  $\frac{2}{3} \times 2 =$
- 12)  $\frac{10}{12} \times 3 =$



Use the visual model to solve each problem.

$$\frac{2}{4} \times 3 =$$

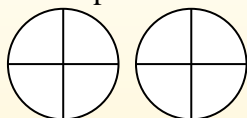
To solve multiplication problems with fractions one strategy is to think of them as addition problems.

For example the problem above is the same as:

$$\frac{2}{4} + \frac{2}{4} + \frac{2}{4}$$

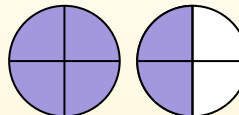
$$\frac{2}{4} \times 3 =$$

If we shade in  $\frac{2}{4}$  on the fractions below 3 times we can see a visual representation of the problem.

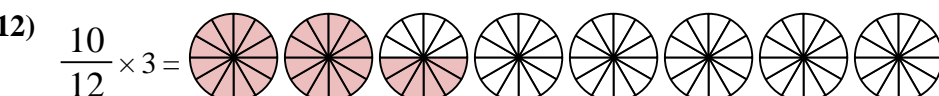
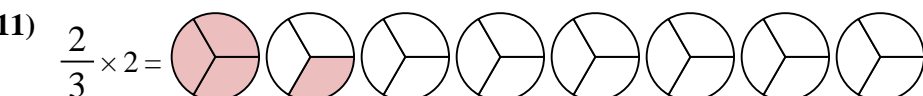
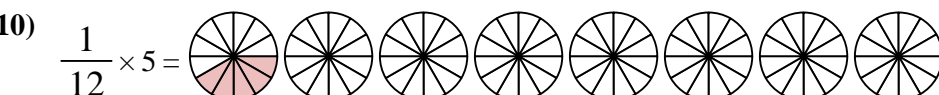
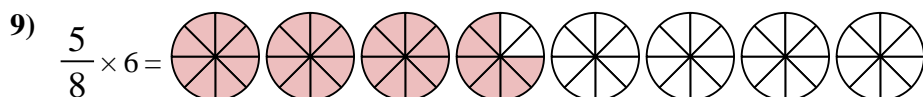
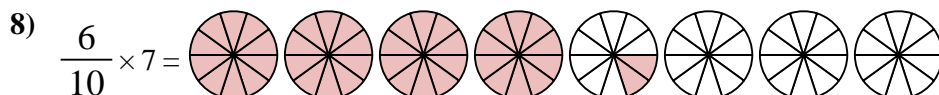
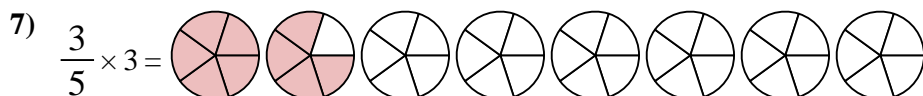
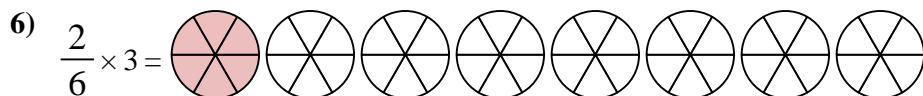
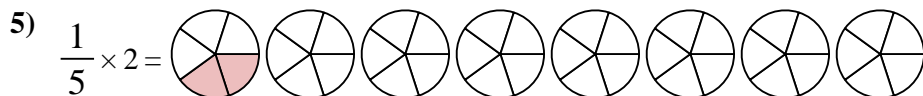
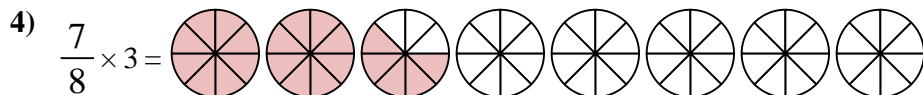
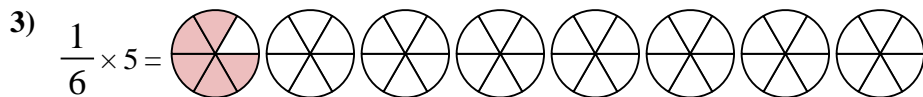
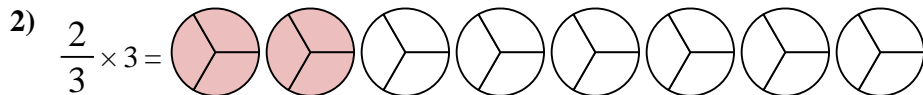
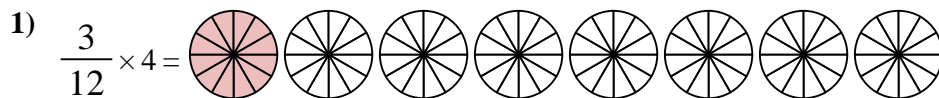


$$\frac{2}{4} \times 3 = 1 \frac{2}{4}$$

After shading it in we can see why  $\frac{2}{4}$  three times is equal to 1 whole and  $\frac{2}{4}$ .



**Answers**



1.  $1 \frac{0}{12}$
2.  $2 \frac{0}{3}$
3.  $\frac{5}{6}$
4.  $2 \frac{5}{8}$
5.  $\frac{2}{5}$
6.  $1 \frac{0}{6}$
7.  $1 \frac{4}{5}$
8.  $4 \frac{2}{10}$
9.  $3 \frac{6}{8}$
10.  $\frac{5}{12}$
11.  $1 \frac{1}{3}$
12.  $2 \frac{6}{12}$



Use the visual model to solve each problem.

$$\frac{2}{4} \times 3 =$$

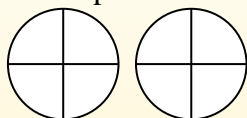
To solve multiplication problems with fractions one strategy is to think of them as addition problems.

For example the problem above is the same as:

$$\frac{2}{4} + \frac{2}{4} + \frac{2}{4}$$

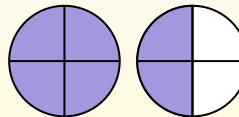
$$\frac{2}{4} \times 3 =$$

If we shade in  $\frac{2}{4}$  on the fractions below 3 times we can see a visual representation of the problem.



$$\frac{2}{4} \times 3 = 1 \frac{2}{4}$$

After shading it in we can see why  $\frac{2}{4}$  three times is equal to 1 whole and  $\frac{2}{4}$ .



**Answers**

1. \_\_\_\_\_
2. \_\_\_\_\_
3. \_\_\_\_\_
4. \_\_\_\_\_
5. \_\_\_\_\_
6. \_\_\_\_\_
7. \_\_\_\_\_
8. \_\_\_\_\_
9. \_\_\_\_\_
10. \_\_\_\_\_
11. \_\_\_\_\_
12. \_\_\_\_\_

1)  $\frac{5}{10} \times 5 =$

2)  $\frac{1}{5} \times 6 =$

3)  $\frac{4}{8} \times 2 =$

4)  $\frac{2}{6} \times 4 =$

5)  $\frac{2}{5} \times 6 =$

6)  $\frac{5}{12} \times 3 =$

7)  $\frac{2}{3} \times 4 =$

8)  $\frac{6}{8} \times 6 =$

9)  $\frac{3}{8} \times 2 =$

10)  $\frac{3}{4} \times 3 =$

11)  $\frac{2}{4} \times 5 =$

12)  $\frac{3}{10} \times 5 =$



Use the visual model to solve each problem.

$$\frac{2}{4} \times 3 =$$

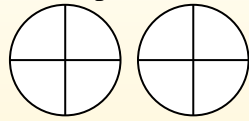
To solve multiplication problems with fractions one strategy is to think of them as addition problems.

For example the problem above is the same as:

$$\frac{2}{4} + \frac{2}{4} + \frac{2}{4}$$

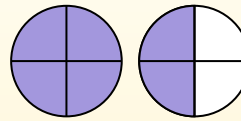
$$\frac{2}{4} \times 3 =$$

If we shade in  $\frac{2}{4}$  on the fractions below 3 times we can see a visual representation of the problem.



$$\frac{2}{4} \times 3 = 1 \frac{2}{4}$$

After shading it in we can see why  $\frac{2}{4}$  three times is equal to 1 whole and  $\frac{2}{4}$ .



- 1)  $\frac{5}{10} \times 5 =$
- 2)  $\frac{1}{5} \times 6 =$
- 3)  $\frac{4}{8} \times 2 =$
- 4)  $\frac{2}{6} \times 4 =$
- 5)  $\frac{2}{5} \times 6 =$
- 6)  $\frac{5}{12} \times 3 =$
- 7)  $\frac{2}{3} \times 4 =$
- 8)  $\frac{6}{8} \times 6 =$
- 9)  $\frac{3}{8} \times 2 =$
- 10)  $\frac{3}{4} \times 3 =$
- 11)  $\frac{2}{4} \times 5 =$
- 12)  $\frac{3}{10} \times 5 =$

**Answers**

1. 2<sup>5</sup>/<sub>10</sub>
2. 1<sup>1</sup>/<sub>5</sub>
3. 1<sup>0</sup>/<sub>8</sub>
4. 1<sup>2</sup>/<sub>6</sub>
5. 2<sup>2</sup>/<sub>5</sub>
6. 1<sup>3</sup>/<sub>12</sub>
7. 2<sup>2</sup>/<sub>3</sub>
8. 4<sup>4</sup>/<sub>8</sub>
9. 6<sup>6</sup>/<sub>8</sub>
10. 2<sup>1</sup>/<sub>4</sub>
11. 2<sup>2</sup>/<sub>4</sub>
12. 1<sup>5</sup>/<sub>10</sub>



Use the visual model to solve each problem.

$$\frac{2}{4} \times 3 =$$

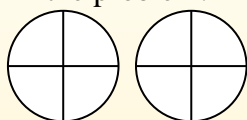
To solve multiplication problems with fractions one strategy is to think of them as addition problems.

For example the problem above is the same as:

$$\frac{2}{4} + \frac{2}{4} + \frac{2}{4}$$

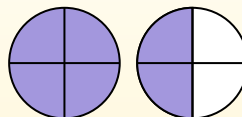
$$\frac{2}{4} \times 3 =$$

If we shade in  $\frac{2}{4}$  on the fractions below 3 times we can see a visual representation of the problem.



$$\frac{2}{4} \times 3 = 1 \frac{2}{4}$$

After shading it in we can see why  $\frac{2}{4}$  three times is equal to 1 whole and  $\frac{2}{4}$ .



**Answers**

1. \_\_\_\_\_
2. \_\_\_\_\_
3. \_\_\_\_\_
4. \_\_\_\_\_
5. \_\_\_\_\_
6. \_\_\_\_\_
7. \_\_\_\_\_
8. \_\_\_\_\_
9. \_\_\_\_\_
10. \_\_\_\_\_
11. \_\_\_\_\_
12. \_\_\_\_\_

1)  $\frac{5}{12} \times 3 =$

2)  $\frac{1}{4} \times 3 =$

3)  $\frac{2}{5} \times 6 =$

4)  $\frac{1}{4} \times 7 =$

5)  $\frac{3}{6} \times 6 =$

6)  $\frac{9}{10} \times 5 =$

7)  $\frac{4}{12} \times 4 =$

8)  $\frac{8}{10} \times 6 =$

9)  $\frac{1}{6} \times 7 =$

10)  $\frac{3}{12} \times 6 =$

11)  $\frac{1}{8} \times 3 =$

12)  $\frac{2}{3} \times 7 =$



Use the visual model to solve each problem.

$$\frac{2}{4} \times 3 =$$

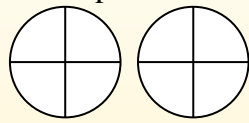
To solve multiplication problems with fractions one strategy is to think of them as addition problems.

For example the problem above is the same as:

$$\frac{2}{4} + \frac{2}{4} + \frac{2}{4}$$

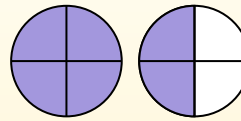
$$\frac{2}{4} \times 3 =$$

If we shade in  $\frac{2}{4}$  on the fractions below 3 times we can see a visual representation of the problem.



$$\frac{2}{4} \times 3 = 1 \frac{2}{4}$$

After shading it in we can see why  $\frac{2}{4}$  three times is equal to 1 whole and  $\frac{2}{4}$ .



**Answers**

- 1)  $\frac{5}{12} \times 3 =$
- 2)  $\frac{1}{4} \times 3 =$
- 3)  $\frac{2}{5} \times 6 =$
- 4)  $\frac{1}{4} \times 7 =$
- 5)  $\frac{3}{6} \times 6 =$
- 6)  $\frac{9}{10} \times 5 =$
- 7)  $\frac{4}{12} \times 4 =$
- 8)  $\frac{8}{10} \times 6 =$
- 9)  $\frac{1}{6} \times 7 =$
- 10)  $\frac{3}{12} \times 6 =$
- 11)  $\frac{1}{8} \times 3 =$
- 12)  $\frac{2}{3} \times 7 =$

1. 1 <sup>3</sup>/<sub>12</sub>
2. <sup>3</sup>/<sub>4</sub>
3. 2 <sup>2</sup>/<sub>5</sub>
4. 1 <sup>3</sup>/<sub>4</sub>
5. 3 <sup>0</sup>/<sub>6</sub>
6. 4 <sup>5</sup>/<sub>10</sub>
7. 1 <sup>4</sup>/<sub>12</sub>
8. 4 <sup>8</sup>/<sub>10</sub>
9. 1 <sup>1</sup>/<sub>6</sub>
10. 1 <sup>6</sup>/<sub>12</sub>
11. <sup>3</sup>/<sub>8</sub>
12. 4 <sup>2</sup>/<sub>3</sub>



Use the visual model to solve each problem.

$$\frac{2}{4} \times 3 =$$

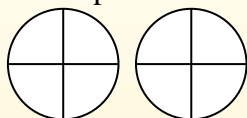
To solve multiplication problems with fractions one strategy is to think of them as addition problems.

For example the problem above is the same as:

$$\frac{2}{4} + \frac{2}{4} + \frac{2}{4}$$

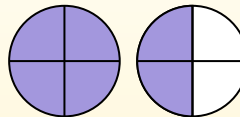
$$\frac{2}{4} \times 3 =$$

If we shade in  $\frac{2}{4}$  on the fractions below 3 times we can see a visual representation of the problem.



$$\frac{2}{4} \times 3 = 1 \frac{2}{4}$$

After shading it in we can see why  $\frac{2}{4}$  three times is equal to 1 whole and  $\frac{2}{4}$ .



## Answers

1. \_\_\_\_\_
2. \_\_\_\_\_
3. \_\_\_\_\_
4. \_\_\_\_\_
5. \_\_\_\_\_
6. \_\_\_\_\_
7. \_\_\_\_\_
8. \_\_\_\_\_
9. \_\_\_\_\_
10. \_\_\_\_\_
11. \_\_\_\_\_
12. \_\_\_\_\_

1)  $\frac{1}{3} \times 6 =$

2)  $\frac{2}{3} \times 6 =$

3)  $\frac{3}{4} \times 2 =$

4)  $\frac{4}{6} \times 2 =$

5)  $\frac{8}{12} \times 4 =$

6)  $\frac{8}{10} \times 6 =$

7)  $\frac{4}{6} \times 6 =$

8)  $\frac{2}{12} \times 7 =$

9)  $\frac{2}{5} \times 6 =$

10)  $\frac{3}{5} \times 5 =$

11)  $\frac{1}{5} \times 3 =$

12)  $\frac{1}{4} \times 7 =$



Use the visual model to solve each problem.

$$\frac{2}{4} \times 3 =$$

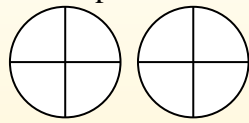
To solve multiplication problems with fractions one strategy is to think of them as addition problems.

For example the problem above is the same as:

$$\frac{2}{4} + \frac{2}{4} + \frac{2}{4}$$

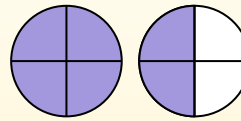
$$\frac{2}{4} \times 3 =$$

If we shade in  $\frac{2}{4}$  on the fractions below 3 times we can see a visual representation of the problem.

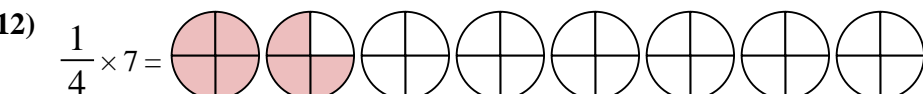
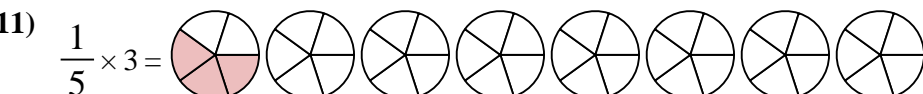
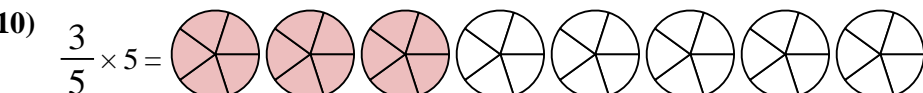
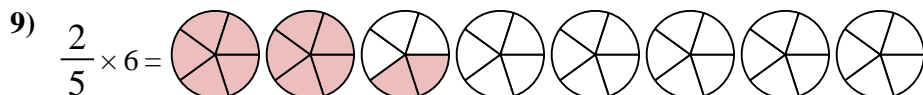
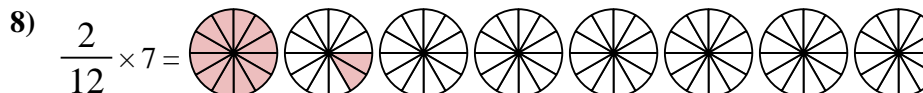
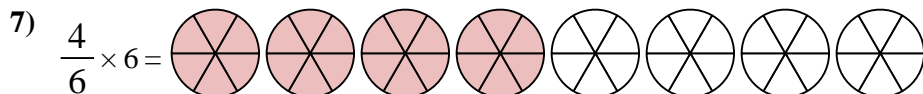
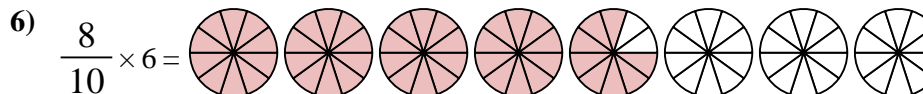
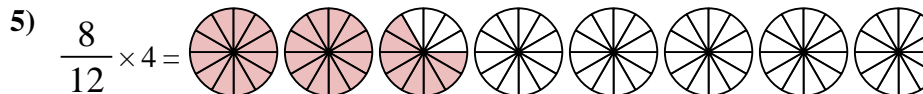
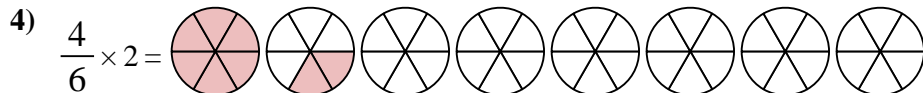
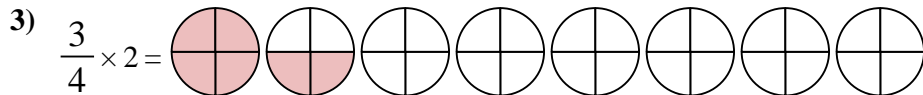
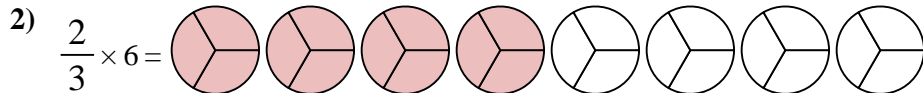
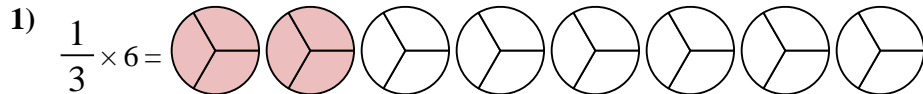


$$\frac{2}{4} \times 3 = 1 \frac{2}{4}$$

After shading it in we can see why  $\frac{2}{4}$  three times is equal to 1 whole and  $\frac{2}{4}$ .



**Answers**



1.  $\frac{2^0}{3}$

2.  $\frac{4^0}{3}$

3.  $1 \frac{2}{4}$

4.  $1 \frac{2}{6}$

5.  $2 \frac{8}{12}$

6.  $4 \frac{8}{10}$

7.  $4 \frac{0}{6}$

8.  $1 \frac{2}{12}$

9.  $2 \frac{2}{5}$

10.  $3 \frac{0}{5}$

11.  $\frac{3}{5}$

12.  $1 \frac{3}{4}$





Use the visual model to solve each problem.

$$\frac{2}{4} \times 3 =$$

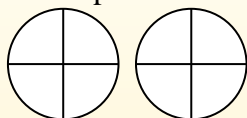
To solve multiplication problems with fractions one strategy is to think of them as addition problems.

For example the problem above is the same as:

$$\frac{2}{4} + \frac{2}{4} + \frac{2}{4}$$

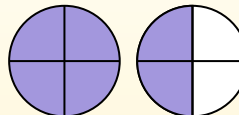
$$\frac{2}{4} \times 3 =$$

If we shade in  $\frac{2}{4}$  on the fractions below 3 times we can see a visual representation of the problem.



$$\frac{2}{4} \times 3 = 1 \frac{2}{4}$$

After shading it in we can see why  $\frac{2}{4}$  three times is equal to 1 whole and  $\frac{2}{4}$ .



**Answers**

1. \_\_\_\_\_
2. \_\_\_\_\_
3. \_\_\_\_\_
4. \_\_\_\_\_
5. \_\_\_\_\_
6. \_\_\_\_\_
7. \_\_\_\_\_
8. \_\_\_\_\_
9. \_\_\_\_\_
10. \_\_\_\_\_
11. \_\_\_\_\_
12. \_\_\_\_\_

1)  $\frac{1}{4} \times 7 =$

2)  $\frac{2}{5} \times 4 =$

3)  $\frac{2}{5} \times 2 =$

4)  $\frac{9}{12} \times 7 =$

5)  $\frac{2}{3} \times 5 =$

6)  $\frac{3}{4} \times 3 =$

7)  $\frac{3}{6} \times 5 =$

8)  $\frac{2}{6} \times 2 =$

9)  $\frac{4}{6} \times 7 =$

10)  $\frac{10}{12} \times 2 =$

11)  $\frac{5}{8} \times 6 =$

12)  $\frac{9}{12} \times 4 =$



Use the visual model to solve each problem.

$$\frac{2}{4} \times 3 =$$

To solve multiplication problems with fractions one strategy is to think of them as addition problems.

For example the problem above is the same as:

$$\frac{2}{4} + \frac{2}{4} + \frac{2}{4}$$

$$\frac{2}{4} \times 3 =$$

If we shade in  $\frac{2}{4}$  on the fractions below 3 times we can see a visual representation of the problem.



$$\frac{2}{4} \times 3 = 1 \frac{2}{4}$$

After shading it in we can see why  $\frac{2}{4}$  three times is equal to 1 whole and  $\frac{2}{4}$ .



**Answers**

- 1)  $\frac{1}{4} \times 7 =$
- 2)  $\frac{2}{5} \times 4 =$
- 3)  $\frac{2}{5} \times 2 =$
- 4)  $\frac{9}{12} \times 7 =$
- 5)  $\frac{2}{3} \times 5 =$
- 6)  $\frac{3}{4} \times 3 =$
- 7)  $\frac{3}{6} \times 5 =$
- 8)  $\frac{2}{6} \times 2 =$
- 9)  $\frac{4}{6} \times 7 =$
- 10)  $\frac{10}{12} \times 2 =$
- 11)  $\frac{5}{8} \times 6 =$
- 12)  $\frac{9}{12} \times 4 =$

1. 1<sup>3</sup>/<sub>4</sub>
2. 1<sup>3</sup>/<sub>5</sub>
3. 4/<sub>5</sub>
4. 5<sup>3</sup>/<sub>12</sub>
5. 3<sup>1</sup>/<sub>3</sub>
6. 2<sup>1</sup>/<sub>4</sub>
7. 2<sup>3</sup>/<sub>6</sub>
8. 4/<sub>6</sub>
9. 4<sup>4</sup>/<sub>6</sub>
10. 1<sup>8</sup>/<sub>12</sub>
11. 3<sup>6</sup>/<sub>8</sub>
12. 3<sup>0</sup>/<sub>12</sub>



Use the visual model to solve each problem.

$$\frac{2}{4} \times 3 =$$

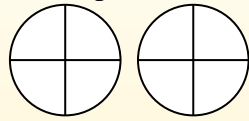
To solve multiplication problems with fractions one strategy is to think of them as addition problems.

For example the problem above is the same as:

$$\frac{2}{4} + \frac{2}{4} + \frac{2}{4}$$

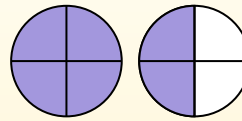
$$\frac{2}{4} \times 3 =$$

If we shade in  $\frac{2}{4}$  on the fractions below 3 times we can see a visual representation of the problem.



$$\frac{2}{4} \times 3 = 1 \frac{2}{4}$$

After shading it in we can see why  $\frac{2}{4}$  three times is equal to 1 whole and  $\frac{2}{4}$ .



**Answers**

1. \_\_\_\_\_
2. \_\_\_\_\_
3. \_\_\_\_\_
4. \_\_\_\_\_
5. \_\_\_\_\_
6. \_\_\_\_\_
7. \_\_\_\_\_
8. \_\_\_\_\_
9. \_\_\_\_\_
10. \_\_\_\_\_
11. \_\_\_\_\_
12. \_\_\_\_\_

- 1)  $\frac{8}{10} \times 4 =$
- 2)  $\frac{4}{5} \times 5 =$
- 3)  $\frac{1}{10} \times 7 =$
- 4)  $\frac{7}{12} \times 6 =$
- 5)  $\frac{2}{3} \times 5 =$
- 6)  $\frac{2}{5} \times 6 =$
- 7)  $\frac{1}{8} \times 5 =$
- 8)  $\frac{8}{12} \times 6 =$
- 9)  $\frac{3}{4} \times 4 =$
- 10)  $\frac{1}{3} \times 3 =$
- 11)  $\frac{2}{3} \times 4 =$
- 12)  $\frac{2}{8} \times 6 =$



Use the visual model to solve each problem.

$$\frac{2}{4} \times 3 =$$

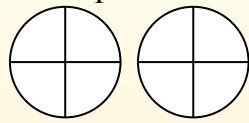
To solve multiplication problems with fractions one strategy is to think of them as addition problems.

For example the problem above is the same as:

$$\frac{2}{4} + \frac{2}{4} + \frac{2}{4}$$

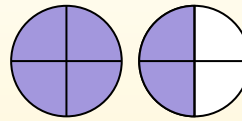
$$\frac{2}{4} \times 3 =$$

If we shade in  $\frac{2}{4}$  on the fractions below 3 times we can see a visual representation of the problem.



$$\frac{2}{4} \times 3 = 1 \frac{2}{4}$$

After shading it in we can see why  $\frac{2}{4}$  three times is equal to 1 whole and  $\frac{2}{4}$ .



**Answers**

- 1)  $\frac{8}{10} \times 4 =$
- 2)  $\frac{4}{5} \times 5 =$
- 3)  $\frac{1}{10} \times 7 =$
- 4)  $\frac{7}{12} \times 6 =$
- 5)  $\frac{2}{3} \times 5 =$
- 6)  $\frac{2}{5} \times 6 =$
- 7)  $\frac{1}{8} \times 5 =$
- 8)  $\frac{8}{12} \times 6 =$
- 9)  $\frac{3}{4} \times 4 =$
- 10)  $\frac{1}{3} \times 3 =$
- 11)  $\frac{2}{3} \times 4 =$
- 12)  $\frac{2}{8} \times 6 =$

1. 3<sup>2</sup>/<sub>10</sub>
2. 4<sup>0</sup>/<sub>5</sub>
3. 7/<sub>10</sub>
4. 3<sup>6</sup>/<sub>12</sub>
5. 3<sup>1</sup>/<sub>3</sub>
6. 2<sup>2</sup>/<sub>5</sub>
7. 5/<sub>8</sub>
8. 4<sup>0</sup>/<sub>12</sub>
9. 3<sup>0</sup>/<sub>4</sub>
10. 1<sup>0</sup>/<sub>3</sub>
11. 2<sup>2</sup>/<sub>3</sub>
12. 1<sup>4</sup>/<sub>8</sub>