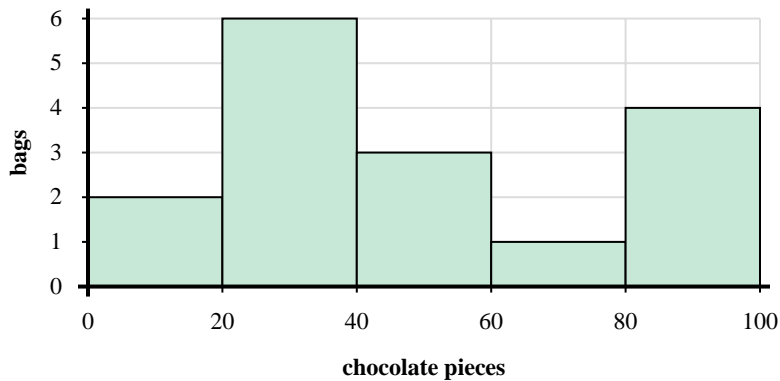
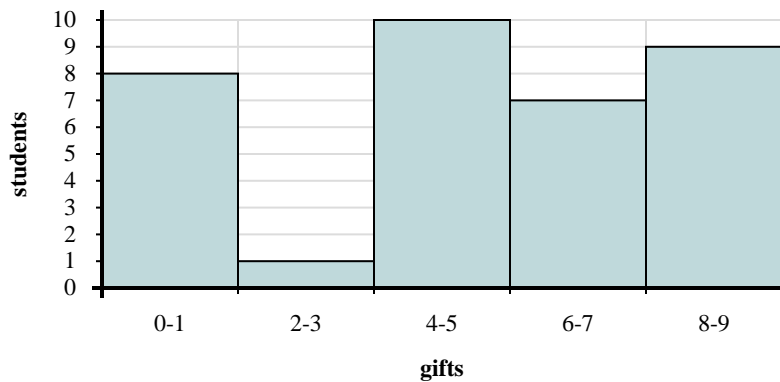




Use the histograms shown to answer each question.



- 1) Most bags had between _____ and _____ pieces of chocolate.
- 2) How many bags of trail mix are represented in this histogram?
- 3) How many bags had between 60 and 80 chocolate pieces?
- 4) If a bag had 69 pieces of chocolate in it, which bar would it be added to?



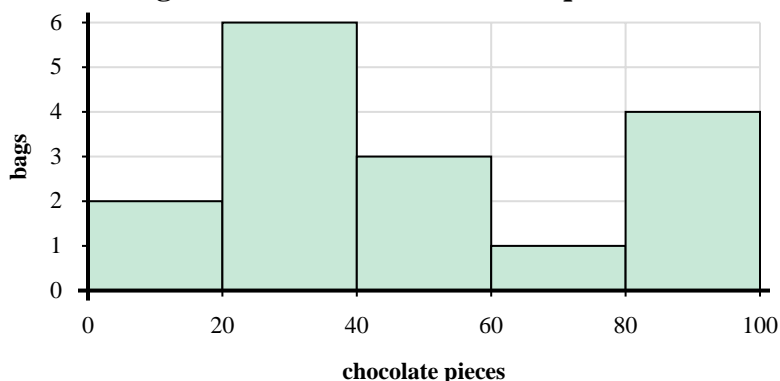
- 5) How many students received between 6 and 8 gifts?
- 6) If a student received 8 gifts which bar would they be added to?
- 7) How many students are represented in this histogram?
- 8) Most students received between _____ and _____ gifts.

Answers

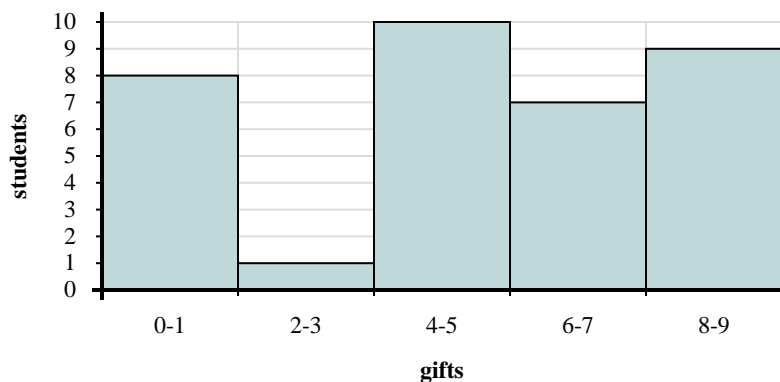
1. _____
2. _____
3. _____
4. _____
5. _____
6. _____
7. _____
8. _____



Use the histograms shown to answer each question.



- Most bags had between _____ and _____ pieces of chocolate.
- How many bags of trail mix are represented in this histogram?
- How many bags had between 60 and 80 chocolate pieces?
- If a bag had 69 pieces of chocolate in it, which bar would it be added to?



- How many students received between 6 and 8 gifts?
- If a student received 8 gifts which bar would they be added to?
- How many students are represented in this histogram?
- Most students received between _____ and _____ gifts.

Answers

- 20 40
- 16
- 1
- 4
- 7
- 5
- 35
- 4 6