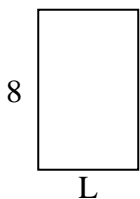


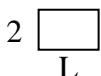


Determine the value of 'L'.


1) Area = $40u^2$



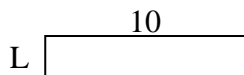
2) Area = $6u^2$



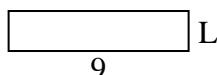
3) Area = $36u^2$



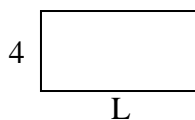
4) Area = $20u^2$



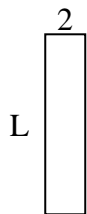
5) Area = $18u^2$



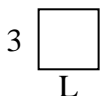
6) Area = $32u^2$



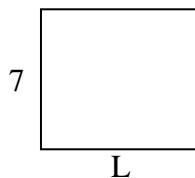
7) Area = $18u^2$



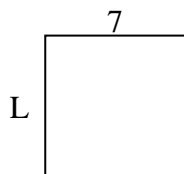
8) Area = $9u^2$



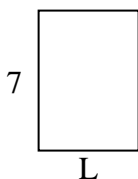
9) Area = $56u^2$



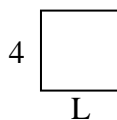
10) Area = $49u^2$



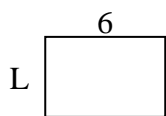
11) Area = $35u^2$



12) Area = $16u^2$



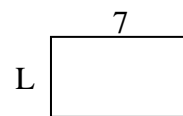
13) Area = $24u^2$



14) Area = $14u^2$



15) Area = $28u^2$



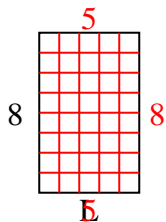
Answers

1. _____
2. _____
3. _____
4. _____
5. _____
6. _____
7. _____
8. _____
9. _____
10. _____
11. _____
12. _____
13. _____
14. _____
15. _____

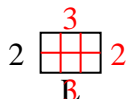


Determine the value of 'L'.

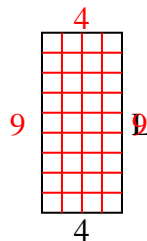
1) Area = $40u^2$



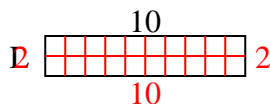
2) Area = $6u^2$



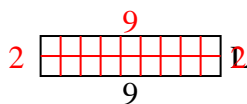
3) Area = $36u^2$



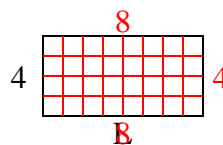
4) Area = $20u^2$



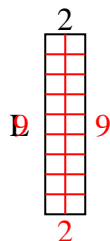
5) Area = $18u^2$



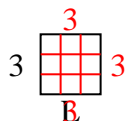
6) Area = $32u^2$



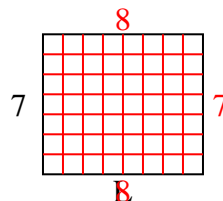
7) Area = $18u^2$



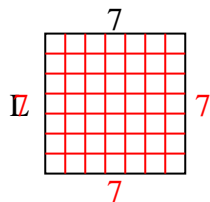
8) Area = $9u^2$



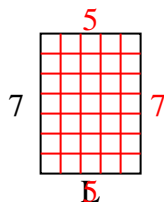
9) Area = $56u^2$



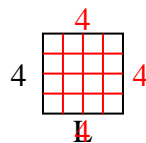
10) Area = $49u^2$



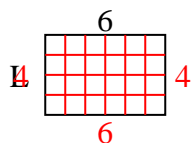
11) Area = $35u^2$



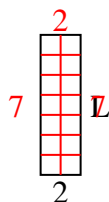
12) Area = $16u^2$



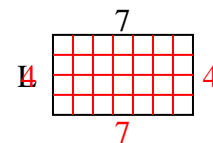
13) Area = $24u^2$



14) Area = $14u^2$



15) Area = $28u^2$



Answers

1. 5

2. 3

3. 9

4. 2

5. 2

6. 8

7. 9

8. 3

9. 8

10. 7

11. 5

12. 4

13. 4

14. 7

15. 4